



T-LED s.r.o. , Gabinova 867/9, Praha 5
provozovna : Žitná 23/610, 110 00 Praha 1
Česká republika
IČ: 28916913 DIČ: CZ28916913
tel: 223 000 247, GSM: 734 543 813
www.t-led.cz info@t-led.cz

Katalogový list spínaný zdroj pro LED

Model TLPZ-5-200, TLPZ-12-240, TLPZ-24-240, TLPZ-36-240, 5-36V 200-240W

		TLPZ-5-200	TLPZ-12-240	TLPZ-15-240	TLPZ-24-240
Output	DC voltage	5V	12V	15V	24V
	Voltage tolerance	± 1%	± 1%	± 1%	± 1%
	Rated current	40A	20A	16A	10A
	Current range	0 ~ 40A	0 ~ 20A	0 ~ 16A	0 ~ 10A
	Rated power	200W	240W	240W	240W
	Ripple&noise	150mVp-p	150mVp-p	180mVp-p	200mVp-p
	DC voltage ADJ. range	± 10%	± 10%	± 10%	± 10%
	Setup, rise, hold up time	1000ms,100ms,30ms/230VAC.			
Input	Voltage range	90 ~ 132VAC/180 ~ 264VAC(Selected by switch) 47 ~ 63Hz, 255 ~ 373VDC			
	AC current	5A/115V 2.5A/230VAC			
	Efficiency	80%	83%	83%	85%
	Inrush current	Cold start 18A/115V 36A/230VAC			
	leakage current	< 3.5mA/240VAC			
Protection	Overload	Rated output power 110% ~ 150% Start overload protection			
		Protection type: hiccup mode, auto-recovery after fault condition is removed			
	Over voltage	Rated output power 115% ~ 135% Start overload protection			
		Protection type: hiccup mode, auto-recovery after fault condition is removed			
Over temperature	≥ 85°C ± 5°C (TSW1 detect on heatsink of power transistor)				
	Protection mode: cutoff output, auto-recovery after temperature become normal				
Environment	Working temp, humidity	-10°C ~ +60°C; 20% ~ 90%RH (Please refer to "derating curve")			
	Storage temp, humidity	-20°C ~ +85°C; 10% ~ 95%RH Non-condensing			
	Withstand vibration	10 ~ 500Hz, 2G 10min./1Cycle, Period for 60min, Each axes			
Safety	Withstand voltage	I/P-O/P: 1.5KVAC I/P-FG: 1.5KVAC O/P-FG: 0.5KVAC			
	Isolation resistance	I/P-O/P: I/P-FG,O/P-FG: 100M Ohms/500VDC			
Fit standard	Safety standard	Fit UL1012			
	EMC Standard	Fit EN55022, CLASSA			
Others	Weight	0.70kg 199*99*48mm (L*W*H)			
	Packing	0.70kg/24pcs/17.5kg			

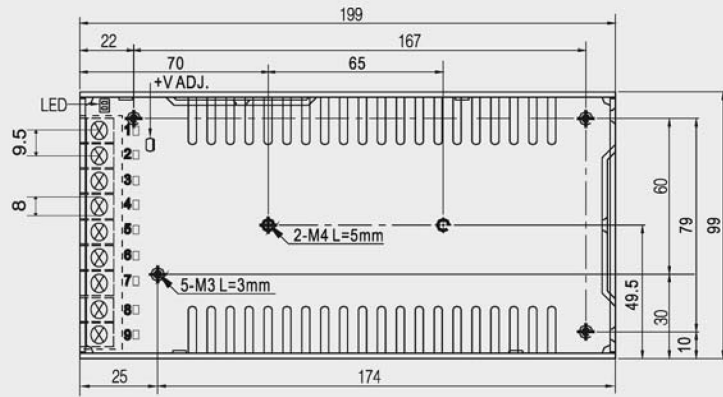
Note: 1. All parameters NOT specially mentioned are measured at 230VAC input, rated load and 25°C of ambient temperature.

2. Ripple & noise are measured at 20MHz of bandwidth by using a 12" twisted pair-wire terminated with a 0.1uf & 47uf parallel capacitor.

3. Tolerance : includes set up tolerance, line regulation and load regulation.

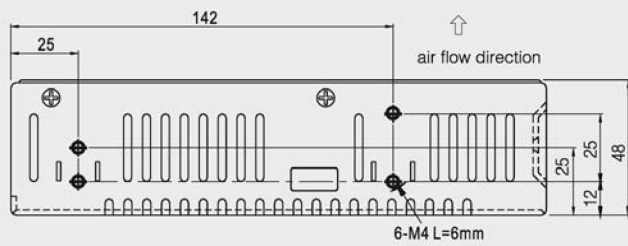
Mechanical specification

Unit:mm

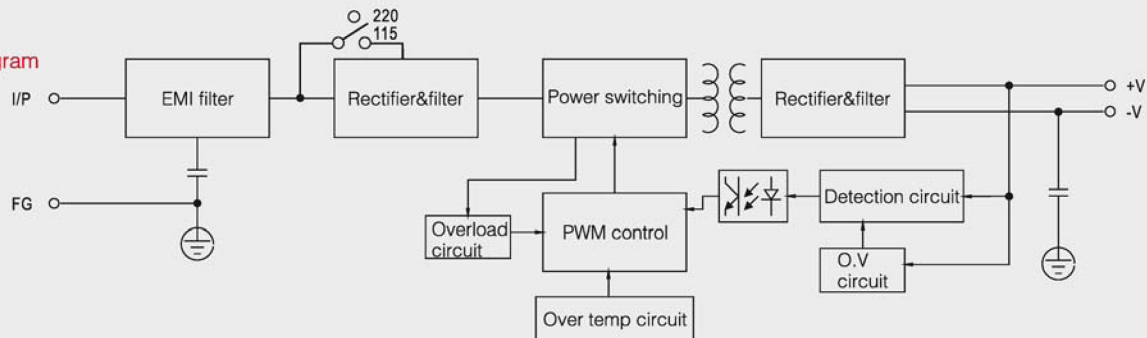


Terminal Pin No.Assignment

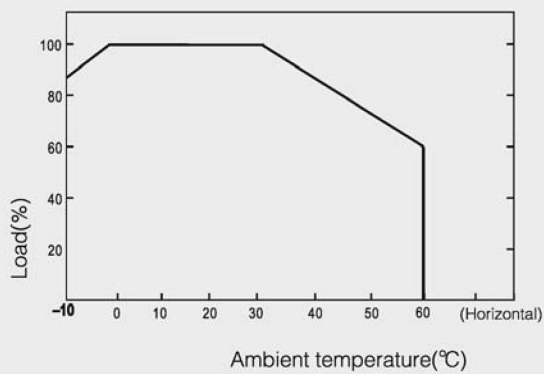
Pin No.	Assignment	Pin No.	Assignment
8	AC/L	4 ~ 6	DC OUTPUT -V
9	AC/N	1 ~ 3	DC OUTPUT +V
7	FG \perp		



Block diagram



Derating curve



Static characteristic

